

Backup Float Valve

- Insert valve into pipe below drain and tighten screws

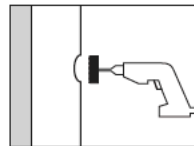


Item No.	Description	Min. Qty.	Case Qty.	List Price
BAR-CODED BAGS IN A CUT CASE BOX				
803-2PK2	2" Backup float valve	12	12	33.75 EA
803-3PK2	3" Backup float valve	12	12	22.50 EA
803-4PK2	4" Backup float valve	12	12	25.00 EA

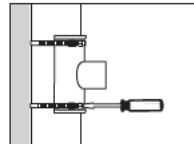
Smart Saddle™

DWV Saddle Tee Fitting

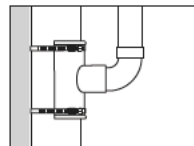
- Compact design is perfect when DWV stacks are close to walls or other obstructions
- Stainless steel bands take up less room than V-bolts or U-bolts, and provide even torque, eliminating stress points which can damage pipe and create a poor seal
- Corrosion resistant



Cut a hole in stack that matches the I.D. of the inlet branch I.D. on the Smart Saddle.



Apply glue, (or silicone for cast iron stacks) align holes on stack and inlet branch, and install stainless steel bands.



Glue appropriate pipe or fitting to the inlet branch.



PVC Item No.	ABS Item No.	Trunk	Inlet Branch	Min. Qty.	Case Qty.	List Price
BAR-CODED BAGS IN A CUT CASE BOX						
891-0312P	891-0312A	3" Sch. 40 trunk	1½" hub × 2" spigot	5	5	13.00 EA
891-033P	—	3" Sch. 40 trunk	3" hub × 4" inside fit	5	5	13.75 EA
891-0412P	891-0412A	4" Sch. 40 trunk	1½" hub × 2" spigot	5	5	14.00 EA
891-043P	—	4" Sch. 40 trunk	3" hub × 4" inside fit	5	5	15.00 EA
891-044P	—	4" Sch. 40 trunk	4" hub	5	5	15.50 EA

SUPPLY

DRAINAGE

SUPPORT

TESTING

SPECIALTIES

TOOLS

ACCESS